

When in need of more storage space, Quantum Corner Wire Shelving is the answer. It's great for any corner area. It is versatile and durable, it is easy to assemble. Each shelf holds up to 700 lbs., evenly distributed. This versatile storage option will help your rooms stay neat, organized and maximized.
Finishes: Chrome and Proform Green Epoxy

MOBILIZE YOUR SHELVING

DB - Donut Bumper
 Non-marking donut bumper used to protect walls and help cushion impact.



WR-00H-5 (Mobile Kit)

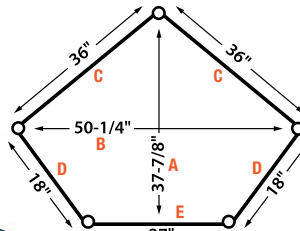
Set of five swivel thermoplastic resin 5" x 1-1/4" casters, two with brakes. Can be used with all units shown. Up to 1,500 lb. load capacity.

MODEL NO.	SHELF DIMENSIONS A" x B" x C" x D" x E"	SHIP WGT
Corner Wire Shelves		
1836CRNC	37-7/8" x 50-1/4" x 36" x 18" x 27"	16 lbs
2442CRNC	46" x 58-1/2" x 41-3/4" x 24" x 26-1/2"	21 lbs
74"H - Corner Wire Shelving 4 Shelf System		
WR74-1836CRNC	37-7/8" x 50-1/4" x 36" x 18" x 27"	80 lbs
WR74-2442CRNC	46" x 58-1/2" x 41-3/4" x 24" x 26-1/2"	100 lbs
74"H - Corner Wire Shelving 5 Shelf System		
WR74-1836CRNC-5	37-7/8" x 50-1/4" x 36" x 18" x 27"	96 lbs
WR74-2442CRNC-5	46" x 58-1/2" x 41-3/4" x 24" x 26-1/2"	121 lbs

NEW FINISH

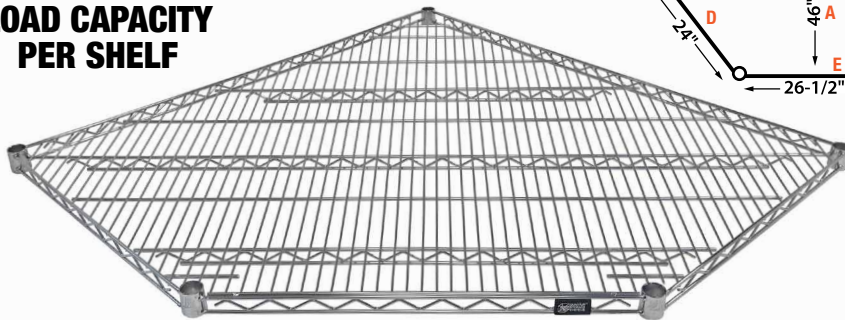


1836CRNP
 Corner Wire Shelf Proform Green Epoxy Finish
 (Use with 18" deep wire shelving)

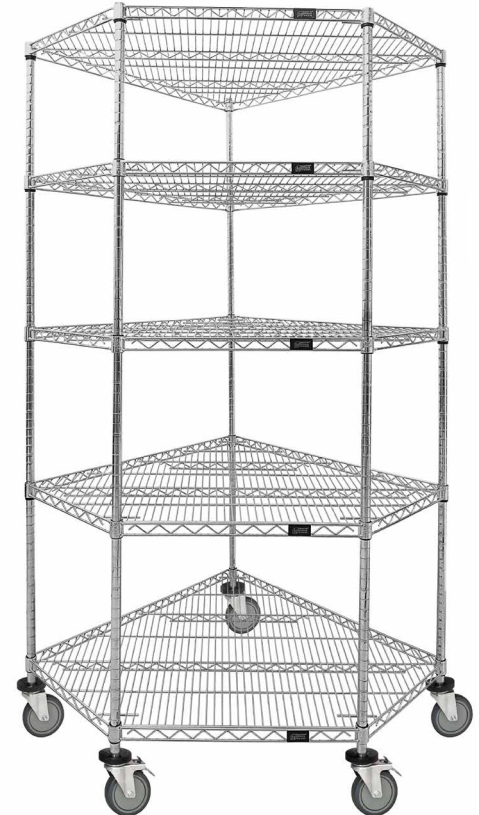
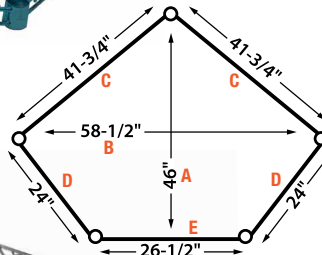


4 SHELF UNIT
 Proform Green Epoxy Finish

Up to 700 lb. LOAD CAPACITY PER SHELF



2442CRNC
 Corner Wire Shelf Chrome Finish
 (Use with 24" deep wire shelving)



5 SHELF MOBILE UNIT

NSF

PERFORMANCE FEATURES:

- Up to 700 lb. load capacity per shelf
- Easy assembly with no tools needed
- Compatible with 18" and 24" deep wire shelving add-on units
- Shelves easily adjust on 1" centers to your exact needs
- Ideal storage solution for any commercial, office, warehouse or home application
- Bright chrome or green epoxy finish

CORNER WIRE SHELVING & ADD-ON LAYOUT OPTIONS

