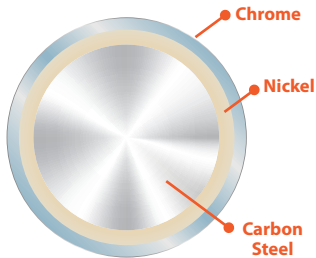


# CHROME

## WIRE SHELVING SYSTEMS


NSF

### Chrome Wire Shelves



**Chrome Finish** - is a plating process which deposits hard chrome over a cooper, nickel surface. This process is very durable and is used in storage or material handling applications in any dry storage environment. 1 year limited warranty to not rust or corrode when used in dry and non-humid environments.

**Our most popular finish!**



Genuine Quantum modular chrome wire systems offer a unique combination of shelf and post sizes to compliment any application. The all welded shelf construction is supported with architectural wire trusses to provide between 600 lb. and 800 lb. capacity per shelf.

### PERFORMANCE FEATURES:

- All welded construction with additional wire trussing for high strength characteristics
- Top mat wires run front to back (except on 12" x 36" size) for ease of loading and unloading
- Wire allows air to circulate and light to penetrate for increased product visibility
- Minimal dirt accumulation
- Split conical sleeve adaptors secure shelf corner to post
- Numbered grooved posts on 1 inch increments for quick assembly
- No tools required for assembly
- Adjustable foot levelers
- Durable finishes
- Aesthetically pleasing
- Optional accessories
- National Sanitation Foundation (NSF) Approved
- Shipped KD Class 70

**600 - 800 lb.**  
LOAD CAPACITY PER SHELF

ASSEMBLING WIRE SHELVING UNITS IS AS EASY AS  
1 - 2 - 3...

MODEL NO.	SHELF W" x L"	SHIP WGT
<b>12" DEEP WIRE SHELVES</b>		
1224C	12" x 24"	6 lbs
1230C	12" x 30"	6 lbs
1236C	12" x 36"	7 lbs
1242C	12" x 42"	8 lbs
1248C	12" x 48"	9 lbs
1260C	12" x 60"	14 lbs
1272C	12" x 72"	17 lbs
<b>14" DEEP WIRE SHELVES</b>		
1424C	14" x 24"	6 lbs
1430C	14" x 30"	7 lbs
1436C	14" x 36"	8 lbs
1442C	14" x 42"	10 lbs
1448C	14" x 48"	11 lbs
1454C	14" x 54"	12 lbs
1460C	14" x 60"	14 lbs
1472C	14" x 72"	17 lbs
<b>18" DEEP WIRE SHELVES</b>		
1824C	18" x 24"	7 lbs
1830C	18" x 30"	8 lbs
1836C	18" x 36"	10 lbs
1842C	18" x 42"	11 lbs
1848C	18" x 48"	14 lbs
1854C	18" x 54"	15 lbs
1860C	18" x 60"	17 lbs
1872C	18" x 72"	20 lbs
<b>21" DEEP WIRE SHELVES</b>		
2124C	21" x 24"	8 lbs
2130C	21" x 30"	9 lbs

21" DEEP WIRE SHELVES (CONT.)		
2136C	21" x 36"	11 lbs
2142C	21" x 42"	12 lbs
2148C	21" x 48"	14 lbs
2154C	21" x 54"	16 lbs
2160C	21" x 60"	18 lbs
2172C	21" x 72"	24 lbs
24" DEEP WIRE SHELVES		
2424C	24" x 24"	9 lbs
2430C	24" x 30"	11 lbs
2436C	24" x 36"	13 lbs
2442C	24" x 42"	15 lbs
2448C	24" x 48"	16 lbs
2454C	24" x 54"	18 lbs
2460C	24" x 60"	21 lbs
2466C	24" x 66"	23 lbs
2472C	24" x 72"	26 lbs
30" DEEP WIRE SHELVES		
3036C	30" x 36"	15 lbs
3042C	30" x 42"	18 lbs
3048C	30" x 48"	21 lbs
3060C	30" x 60"	27 lbs
3072C	30" x 72"	31 lbs
36" DEEP WIRE SHELVES		
3636C	36" x 36"	18 lbs
3648C	36" x 48"	23 lbs
3660C	36" x 60"	29 lbs
3672C	36" x 72"	35 lbs

\*Special order. Minimum quantity and extended lead time may apply. Please call for details.

### APPLICATION

DRY STORAGE	YES
WET STORAGE	NO
COOLER STORAGE	NO
FREEZER STORAGE	NO
WARRANTY	*1 YEAR DRY

\*Limited against rust and corrosion.



1 Snap plastic sleeve around post.



2 Slide shelf over sleeve for secure locking.



3 Two "S-Hooks" are used to connect add-on wire shelf to starter units.



CORPORATE HEADQUARTERS  
15800 NW 15th Avenue  
Miami, Florida 33169

TOLL-FREE **1-800-685-4665**  
FAX 305-688-2790  
sales@quantumstorage.com  
www.quantumstorage.com



# CHROME

## WIRE SHELVING SYSTEMS




### Posts

All posts are fabricated from 16 gauge carbon steel with location grooves on one inch increments and ease for shelf installation. Numbers are printed between grooves for quick assembly. Posts are double grooved in consistent intervals for quick identification. Leveling legs are enclosed with all posts. Leveling legs cannot be used in conjunction with stem casters. Custom post heights are available, call for pricing.

MODEL NO.	DESCRIPTION	SHIP WGT
P6C	6"H Post	1 lb
P14C	14"H Post	1 lb
P34C	34"H Post	2 lbs
P36C	36"H Post	2 lbs
P39C	39"H Post	2 lbs
P42C*	42"H Post	2 lbs
P54C	54"H Post	3 lbs
P63C	63"H Post	4 lbs
P74C	74"H Post	4 lbs
P86C	86"H Post	5 lbs
P96C	96"H Post	6 lbs

\* Not a standard inventory size. To purchase, order next size up and apply cut charge to cut to this custom height.



**W-PC**  
Post Replacement Post Cap  
Additional pieces available,  
sold as 4-pack

**W-PC-STUD**  
Threaded **Stud Connector** can be utilized to connect two posts enabling any post height to be achieved. Must be used with **WR-WMB**

**LASER PRINTED NUMBERS**  
For quick shelf positioning

**W-PLI**  
Post Insert  
Additional pieces available,  
sold as 4-pack

**W-PLB**  
Post Leveler adjusts up or down allowing height flexibility

### Add-On Kits


Additional Add-On kit allows you to expand your Starter kit by sharing a set of posts. Configuration options include side to side, back to back and right angles (*L-Shape*). Add-On kits come complete with 2 posts, 4 or 5 shelves and 8 or 10 S-Hooks. Additional shelves and posts may be purchased separately. Units with Add-On kit cannot be made mobile.

## 600 - 800 lb.

### LOAD CAPACITY PER SHELF



**S-HOOKS**  
For continuous runs of shelving. Two hooks should be placed per shelf where two posts are not utilized. Sold as an 8 pack.



### Starter Kits

Heavy-duty shelving unit allows up to 800 lb. shelf capacity. Starter kits come complete with 4 posts and 4 or 5 shelves. Additional shelves may be purchased separately. Mobilize starter kit shelving unit using optional mobile kit, **WR-00H**.



### MOBILIZE YOUR WIRE SHELVING

#### DB - Donut Bumper

Non-marking donut bumper used to protect walls and help cushion impact.

#### WR-00H (Mobile Kit)\*

Set of four swivel polyurethane 5" x 1-1/4" casters, two with brakes. Can be used with all units shown. 1,200 lb. load capacity.

\*Mobile kits recommended only for shelves 18" and wider.



4 SHELF STARTER KITS  
Chrome Finish



4 SHELF BACK TO BACK SYSTEM  
Chrome Finish



TOLL-FREE **1-800-685-4665**  
[www.quantumstorage.com](http://www.quantumstorage.com)



# CHROME

## WIRE SHELVING SYSTEMS



### 54" and 63" Chrome Wire Shelving - 4 & 5 SHELVES STARTER & ADD-ON KITS



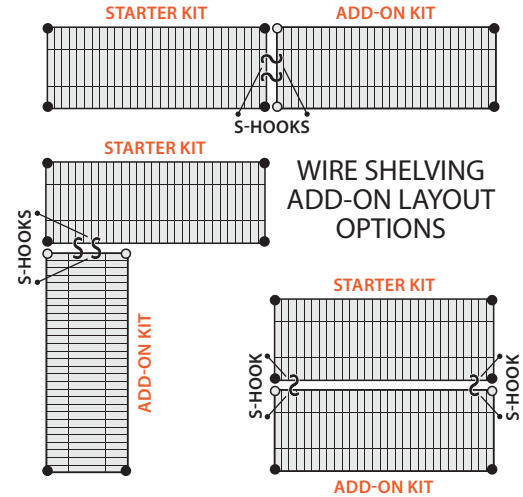
**SIDE TO SIDE LAYOUT**  
Chrome Finish



**BACK TO BACK LAYOUT**  
Chrome Finish



**L-SHAPE LAYOUT**  
Chrome Finish



SHELF W" x L"	54"H WIRE SHELVING 4 SHELVES				54"H WIRE SHELVING 5 SHELVES				63"H WIRE SHELVING 4 SHELVES				63"H WIRE SHELVING 5 SHELVES			
	STARTER KIT		ADD-ON KIT		STARTER KIT		ADD-ON KIT		STARTER KIT		ADD-ON KIT		STARTER KIT		ADD-ON KIT	
	MODEL NO.	SHIP WGT	MODEL NO.	SHIP WGT	MODEL NO.	SHIP WGT	MODEL NO.	SHIP WGT	MODEL NO.	SHIP WGT	MODEL NO.	SHIP WGT	MODEL NO.	SHIP WGT	MODEL NO.	SHIP WGT
12" x 36"	WR54-1236C	40 lbs	AD54-1236C	36 lbs	WR54-1236-5C	47 lbs	AD54-1236-5C	45 lbs	WR63-1236C	42 lbs	AD63-1236C	37 lbs	WR63-1236-5C	49 lbs	AD63-1236-5C	46 lbs
12" x 42"	WR54-1242C	44 lbs	AD54-1242C	40 lbs	WR54-1242-5C	52 lbs	AD54-1242-5C	50 lbs	WR63-1242C	46 lbs	AD63-1242C	41 lbs	WR63-1242-5C	54 lbs	AD63-1242-5C	51 lbs
12" x 48"	WR54-1248C	48 lbs	AD54-1248C	44 lbs	WR54-1248-5C	57 lbs	AD54-1248-5C	55 lbs	WR63-1248C	52 lbs	AD63-1248C	43 lbs	WR63-1248-5C	61 lbs	AD63-1248-5C	56 lbs
12" x 60"	WR54-1260C	56 lbs	AD54-1260C	52 lbs	WR54-1260-5C	70 lbs	AD54-1260-5C	68 lbs	WR63-1260C	60 lbs	AD63-1260C	51 lbs	WR63-1260-5C	74 lbs	AD63-1260-5C	69 lbs
12" x 72"	WR54-1272C	64 lbs	AD54-1272C	60 lbs	WR54-1272-5C	81 lbs	AD54-1272-5C	79 lbs	WR63-1272C	68 lbs	AD63-1272C	59 lbs	WR63-1272-5C	85 lbs	AD63-1272-5C	80 lbs
14" x 24"	WR54-1424C	36 lbs	AD54-1424C	32 lbs	WR54-1424-5C	42 lbs	AD54-1424-5C	40 lbs	WR63-1424C	40 lbs	AD63-1424C	31 lbs	WR63-1424-5C	46 lbs	AD63-1424-5C	41 lbs
14" x 30"	WR54-1430C	40 lbs	AD54-1430C	36 lbs	WR54-1430-5C	47 lbs	AD54-1430-5C	45 lbs	WR63-1430C	44 lbs	AD63-1430C	35 lbs	WR63-1430-5C	51 lbs	AD63-1430-5C	46 lbs
14" x 36"	WR54-1436C	44 lbs	AD54-1436C	40 lbs	WR54-1436-5C	52 lbs	AD54-1436-5C	50 lbs	WR63-1436C	48 lbs	AD63-1436C	39 lbs	WR63-1436-5C	56 lbs	AD63-1436-5C	51 lbs
14" x 42"	WR54-1442C	48 lbs	AD54-1442C	44 lbs	WR54-1442-5C	62 lbs	AD54-1442-5C	60 lbs	WR63-1442C	56 lbs	AD63-1442C	47 lbs	WR63-1442-5C	66 lbs	AD63-1442-5C	61 lbs
14" x 48"	WR54-1448C	56 lbs	AD54-1448C	52 lbs	WR54-1448-5C	67 lbs	AD54-1448-5C	65 lbs	WR63-1448C	60 lbs	AD63-1448C	51 lbs	WR63-1448-5C	71 lbs	AD63-1448-5C	66 lbs
14" x 54"	WR54-1454C	60 lbs	AD54-1454C	56 lbs	WR54-1454-5C	72 lbs	AD54-1454-5C	70 lbs	WR63-1454C	64 lbs	AD63-1454C	55 lbs	WR63-1454-5C	76 lbs	AD63-1454-5C	71 lbs
14" x 60"	WR54-1460C	68 lbs	AD54-1460C	64 lbs	WR54-1460-5C	82 lbs	AD54-1460-5C	80 lbs	WR63-1460C	72 lbs	AD63-1460C	63 lbs	WR63-1460-5C	86 lbs	AD63-1460-5C	81 lbs
14" x 72"	WR54-1472C	80 lbs	AD54-1472C	76 lbs	WR54-1472-5C	97 lbs	AD54-1472-5C	95 lbs	WR63-1472C	84 lbs	AD63-1472C	75 lbs	WR63-1472-5C	101 lbs	AD63-1472-5C	96 lbs
18" x 24"	WR54-1824C	40 lbs	AD54-1824C	36 lbs	WR54-1824-5C	47 lbs	AD54-1824-5C	45 lbs	WR63-1824C	44 lbs	AD63-1824C	35 lbs	WR63-1824-5C	51 lbs	AD63-1824-5C	46 lbs
18" x 30"	WR54-1830C	44 lbs	AD54-1830C	40 lbs	WR54-1830-5C	52 lbs	AD54-1830-5C	50 lbs	WR63-1830C	48 lbs	AD63-1830C	39 lbs	WR63-1830-5C	56 lbs	AD63-1830-5C	51 lbs
18" x 36"	WR54-1836C	52 lbs	AD54-1836C	48 lbs	WR54-1836-5C	62 lbs	AD54-1836-5C	60 lbs	WR63-1836C	54 lbs	AD63-1836C	49 lbs	WR63-1836-5C	64 lbs	AD63-1836-5C	61 lbs
18" x 42"	WR54-1842C	56 lbs	AD54-1842C	52 lbs	WR54-1842-5C	67 lbs	AD54-1842-5C	65 lbs	WR63-1842C	58 lbs	AD63-1842C	53 lbs	WR63-1842-5C	69 lbs	AD63-1842-5C	66 lbs
18" x 48"	WR54-1848C	60 lbs	AD54-1848C	56 lbs	WR54-1848-5C	74 lbs	AD54-1848-5C	72 lbs	WR63-1848C	62 lbs	AD63-1848C	57 lbs	WR63-1848-5C	76 lbs	AD63-1848-5C	73 lbs
18" x 54"	WR54-1854C	72 lbs	AD54-1854C	68 lbs	WR54-1854-5C	87 lbs	AD54-1854-5C	81 lbs	WR63-1854C	74 lbs	AD63-1854C	69 lbs	WR63-1854-5C	89 lbs	AD63-1854-5C	86 lbs
18" x 60"	WR54-1860C	80 lbs	AD54-1860C	76 lbs	WR54-1860-5C	97 lbs	AD54-1860-5C	95 lbs	WR63-1860C	82 lbs	AD63-1860C	77 lbs	WR63-1860-5C	99 lbs	AD63-1860-5C	96 lbs
18" x 72"	WR54-1872C	92 lbs	AD54-1872C	88 lbs	WR54-1872-5C	112 lbs	AD54-1872-5C	58 lbs	WR63-1872C	94 lbs	AD63-1872C	89 lbs	WR63-1872-5C	114 lbs	AD63-1872-5C	111 lbs
21" x 24"	WR54-2124C	44 lbs	AD54-2124C	40 lbs	WR54-2124-5C	52 lbs	AD54-2124-5C	50 lbs	WR63-2124C	46 lbs	AD63-2124C	41 lbs	WR63-2124-5C	54 lbs	AD63-2124-5C	51 lbs
21" x 30"	WR54-2130C	48 lbs	AD54-2130C	44 lbs	WR54-2130-5C	57 lbs	AD54-2130-5C	59 lbs	WR63-2130C	50 lbs	AD63-2130C	45 lbs	WR63-2130-5C	59 lbs	AD63-2130-5C	56 lbs
21" x 36"	WR54-2136C	56 lbs	AD54-2136C	52 lbs	WR54-2136-5C	67 lbs	AD54-2136-5C	65 lbs	WR63-2136C	58 lbs	AD63-2136C	53 lbs	WR63-2136-5C	69 lbs	AD63-2136-5C	66 lbs
21" x 42"	WR54-2142C	60 lbs	AD54-2142C	56 lbs	WR54-2142-5C	72 lbs	AD54-2142-5C	70 lbs	WR63-2142C	62 lbs	AD63-2142C	57 lbs	WR63-2142-5C	74 lbs	AD63-2142-5C	71 lbs
21" x 48"	WR54-2148C	68 lbs	AD54-2148C	64 lbs	WR54-2148-5C	82 lbs	AD54-2148-5C	84 lbs	WR63-2148C	70 lbs	AD63-2148C	65 lbs	WR63-2148-5C	84 lbs	AD63-2148-5C	81 lbs
21" x 54"	WR54-2154C	76 lbs	AD54-2154C	72 lbs	WR54-2154-5C	92 lbs	AD54-2154-5C	94 lbs	WR63-2154C	78 lbs	AD63-2154C	73 lbs	WR63-2154-5C	94 lbs	AD63-2154-5C	91 lbs
21" x 60"	WR54-2160C	84 lbs	AD54-2160C	80 lbs	WR54-2160-5C	102 lbs	AD54-2160-5C	108 lbs	WR63-2160C	86 lbs	AD63-2160C	81 lbs	WR63-2160-5C	104 lbs	AD63-2160-5C	101 lbs
21" x 72"	WR54-2172C	108 lbs	AD54-2172C	104 lbs	WR54-2172-5C	132 lbs	AD54-2172-5C	130 lbs	WR63-2172C	110 lbs	AD63-2172C	105 lbs	WR63-2172-5C	134 lbs	AD63-2172-5C	131 lbs
24" x 24"	WR54-2424C	48 lbs	AD54-2424C	44 lbs	WR54-2424-5C	57 lbs	AD54-2424-5C	55 lbs	WR63-2424C	50 lbs	AD63-2424C	45 lbs	WR63-2424-5C	59 lbs	AD63-2424-5C	56 lbs
24" x 30"	WR54-2430C	56 lbs	AD54-2430C	52 lbs	WR54-2430-5C	67 lbs	AD54-2430-5C	65 lbs	WR63-2430C	58 lbs	AD63-2430C	53 lbs	WR63-2430-5C	69 lbs	AD63-2430-5C	66 lbs
24" x 36"	WR54-2436C	64 lbs	AD54-2436C	60 lbs	WR54-2436-5C	77 lbs	AD54-2436-5C	75 lbs	WR63-2436C	66 lbs	AD63-2436C	61 lbs	WR63-2436-5C	79 lbs	AD63-2436-5C	76 lbs
24" x 42"	WR54-2442C	72 lbs	AD54-2442C	68 lbs	WR54-2442-5C	87 lbs	AD54-2442-5C	85 lbs	WR63-2442C	74 lbs	AD63-2442C	69 lbs	WR63-2442-5C	89 lbs	AD63-2442-5C	86 lbs
24" x 48"	WR54-2448C	76 lbs	AD54-2448C	72 lbs	WR54-2448-5C	92 lbs	AD54-2448-5C	90 lbs	WR63-2448C	78 lbs	AD63-2448C	73 lbs	WR63-2448-5C	94 lbs	AD63-2448-5C	91 lbs
24" x 54"	WR54-2454C	84 lbs	AD54-2454C	80 lbs	WR54-2454-5C	102 lbs	AD54-2454-5C	100 lbs	WR63-2454C	86 lbs	AD63-2454C	81 lbs	WR63-2454-5C	104 lbs	AD63-2454-5C	101 lbs
24" x 60"	WR54-2460C	96 lbs	AD54-2460C	92 lbs	WR54-2460-5C	117 lbs	AD54-2460-5C	115 lbs	WR63-2460C	98 lbs	AD63-2460C	93 lbs	WR63-2460-5C	119 lbs	AD63-2460-5C	116 lbs
24" x 72"	WR54-2472C	116 lbs	AD54-2472C	112 lbs	WR54-2472-5C	142 lbs	AD54-2472-5C	142 lbs	WR63-2472C	118 lbs	AD63-2472C	113 lbs	WR63-2472-5C	144 lbs	AD63-2472-5C	141 lbs
30" x 36"	WR54-3036C	72 lbs	AD54-3036C	68 lbs	WR54-3036-5C	87 lbs	AD54-3036-5C	85 lbs	WR63-3036C	74 lbs	AD63-3036C	69 lbs	WR63-3036-5C	89 lbs	AD63-3036-5C	86 lbs
30" x 42"	WR54-3042C	84 lbs	AD54-3042C	80 lbs	WR54-3042-5C	102 lbs	AD54-3042-5C	100 lbs	WR63-3042C	86 lbs	AD63-3042C	81 lbs	WR63-3042-5C	104 lbs	AD63-3042-5C	101 lbs
30" x 48"	WR54-3048C	96 lbs	AD54-3048C	92 lbs	WR54-3048-5C	117 lbs	AD54-3048-5C	115 lbs	WR63-3048C	98 lbs	AD63-3048C	93 lbs	WR63-3048-5C	119 lbs	AD63-3048-5C	116 lbs
30" x 60"	WR54-3060C	120 lbs	AD54-3060C	116 lbs	WR54-3060-5C	147 lbs	AD54-3060-5C	145 lbs	WR63-3060C	122 lbs	AD63-3060C	117 lbs	WR63-3060-5C	149 lbs	AD63-3060-5C	146 lbs
30" x 72"	WR54-3072C	136 lbs	AD54-3072C	132 lbs	WR54-3072-5C	167 lbs	AD54-3072-5C	165 lbs	WR63-3072C	138 lbs	AD63-3072C	133 lbs	WR63-3072-5C	169 lbs	AD63-3072-5C	166 lbs
36" x 36"	WR54-3636C	84 lbs	AD54-3636C	80 lbs	WR54-3636-5C	102 lbs	AD54-3636-5C	100 lbs	WR63-3636C	86 lbs	AD63-3636C	81 lbs	WR63-3636-5C	104 lbs	AD63-3636-5C	101 lbs
36" x 48"	WR54-3648C	104 lbs	AD54-3648C	100 lbs	WR54-3648-5C	127 lbs	AD54-3648-5C	125 lbs	WR63-3648C	106 lbs	AD63-3648C	101 lbs	WR63-3648-5C	129 lbs	AD63-3648-5C	126 lbs
36" x 60"	WR54-3660C	128 lbs	AD54-3660C	124 lbs	WR54-3660-5C	157 lbs	AD54-3660-5C	155 lbs	WR63-3660C	130 lbs	AD63-3660C	125 lbs	WR63-3660-5C	159 lbs	AD63-3660-5C	156 lbs
36" x 72"	WR54-3672C	136 lbs	AD54-3672C	132 lbs	WR54-3672-5C	171 lbs	AD54-3672-5C	169 lbs	WR63-3672C	138 lbs	AD63-3672C	133 lbs	WR63-3672-5C	173 lbs	AD63-3672-5C	170 lbs

Shelving units include 4 posts and 4 or 5 shelves. Add-on units include 2 posts, 4 or 5 shelves and 8 or 10 S-Hooks.



TOLL-FREE **1-800-685-4665**  
www.quantumstorage.com



# CHROME

## WIRE SHELVING SYSTEMS



### 74" and 86" Chrome Wire Shelving - 4 & 5 SHELVES STARTER & ADD-ON KITS



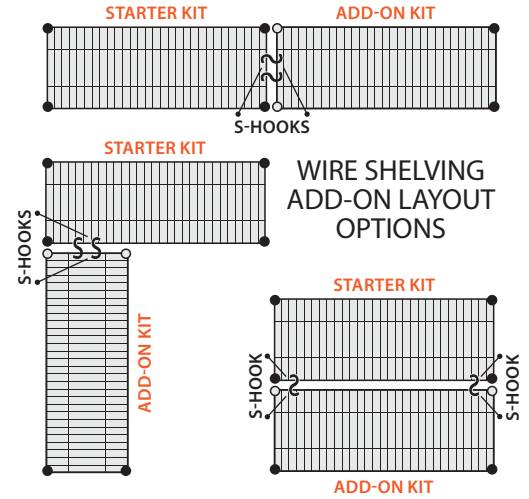
**SIDE TO SIDE LAYOUT**  
Chrome Finish



**BACK TO BACK LAYOUT**  
Chrome Finish



**L-SHAPE LAYOUT**  
Chrome Finish



SHELF W" x L"	74" H WIRE SHELVING 4 SHELVES				74" H WIRE SHELVING 5 SHELVES				86" H WIRE SHELVING 4 SHELVES				86" H WIRE SHELVING 5 SHELVES			
	STARTER KIT		ADD-ON KIT		STARTER KIT		ADD-ON KIT		STARTER KIT		ADD-ON KIT		STARTER KIT		ADD-ON KIT	
	MODEL NO.	SHIP WGT	MODEL NO.	SHIP WGT	MODEL NO.	SHIP WGT	MODEL NO.	SHIP WGT	MODEL NO.	SHIP WGT	MODEL NO.	SHIP WGT	MODEL NO.	SHIP WGT	MODEL NO.	SHIP WGT
12" x 36"	WR74-1236C	44 lbs	AD74-1236C	38 lbs	WR74-1236-5C	51 lbs	AD74-1236-5C	47 lbs	WR86-1236C	48 lbs	AD86-1236C	40 lbs	WR86-1236-5C	55 lbs	AD86-1236-5C	49 lbs
12" x 42"	WR74-1242C	48 lbs	AD74-1242C	42 lbs	WR74-1242-5C	56 lbs	AD74-1242-5C	52 lbs	WR86-1242C	52 lbs	AD86-1242C	44 lbs	WR86-1242-5C	60 lbs	AD86-1242-5C	54 lbs
12" x 48"	WR74-1248C	52 lbs	AD74-1248C	46 lbs	WR74-1248-5C	61 lbs	AD74-1248-5C	57 lbs	WR86-1248C	56 lbs	AD86-1248C	48 lbs	WR86-1248-5C	65 lbs	AD86-1248-5C	59 lbs
12" x 60"	WR74-1260C	60 lbs	AD74-1260C	54 lbs	WR74-1260-5C	74 lbs	AD74-1260-5C	70 lbs	WR86-1260C	64 lbs	AD86-1260C	56 lbs	WR86-1260-5C	78 lbs	AD86-1260-5C	72 lbs
12" x 72"	WR74-1272C	68 lbs	AD74-1272C	62 lbs	WR74-1272-5C	85 lbs	AD74-1272-5C	81 lbs	WR86-1272C	72 lbs	AD86-1272C	64 lbs	WR86-1272-5C	89 lbs	AD86-1272-5C	83 lbs
14" x 24"	WR74-1424C	40 lbs	AD74-1424C	34 lbs	WR74-1424-5C	46 lbs	AD74-1424-5C	42 lbs	WR86-1424C	44 lbs	AD86-1424C	36 lbs	WR86-1424-5C	50 lbs	AD86-1424-5C	44 lbs
14" x 30"	WR74-1430C	44 lbs	AD74-1430C	38 lbs	WR74-1430-5C	51 lbs	AD74-1430-5C	47 lbs	WR86-1430C	48 lbs	AD86-1430C	40 lbs	WR86-1430-5C	55 lbs	AD86-1430-5C	49 lbs
14" x 36"	WR74-1436C	48 lbs	AD74-1436C	42 lbs	WR74-1436-5C	56 lbs	AD74-1436-5C	52 lbs	WR86-1436C	52 lbs	AD86-1436C	44 lbs	WR86-1436-5C	60 lbs	AD86-1436-5C	54 lbs
14" x 42"	WR74-1442C	56 lbs	AD74-1442C	50 lbs	WR74-1442-5C	66 lbs	AD74-1442-5C	62 lbs	WR86-1442C	60 lbs	AD86-1442C	52 lbs	WR86-1442-5C	70 lbs	AD86-1442-5C	64 lbs
14" x 48"	WR74-1448C	60 lbs	AD74-1448C	54 lbs	WR74-1448-5C	71 lbs	AD74-1448-5C	67 lbs	WR86-1448C	64 lbs	AD86-1448C	56 lbs	WR86-1448-5C	75 lbs	AD86-1448-5C	69 lbs
14" x 54"	WR74-1454C	64 lbs	AD74-1454C	58 lbs	WR74-1454-5C	76 lbs	AD74-1454-5C	72 lbs	WR86-1454C	68 lbs	AD86-1454C	60 lbs	WR86-1454-5C	80 lbs	AD86-1454-5C	74 lbs
14" x 60"	WR74-1460C	72 lbs	AD74-1460C	66 lbs	WR74-1460-5C	86 lbs	AD74-1460-5C	82 lbs	WR86-1460C	76 lbs	AD86-1460C	68 lbs	WR86-1460-5C	90 lbs	AD86-1460-5C	84 lbs
14" x 72"	WR74-1472C	84 lbs	AD74-1472C	78 lbs	WR74-1472-5C	101 lbs	AD74-1472-5C	97 lbs	WR86-1472C	88 lbs	AD86-1472C	80 lbs	WR86-1472-5C	105 lbs	AD86-1472-5C	99 lbs
18" x 24"	WR74-1824C	44 lbs	AD74-1824C	38 lbs	WR74-1824-5C	51 lbs	AD74-1824-5C	47 lbs	WR86-1824C	48 lbs	AD86-1824C	40 lbs	WR86-1824-5C	55 lbs	AD86-1824-5C	49 lbs
18" x 30"	WR74-1830C	48 lbs	AD74-1830C	42 lbs	WR74-1830-5C	56 lbs	AD74-1830-5C	52 lbs	WR86-1830C	52 lbs	AD86-1830C	44 lbs	WR86-1830-5C	60 lbs	AD86-1830-5C	54 lbs
18" x 36"	WR74-1836C	56 lbs	AD74-1836C	50 lbs	WR74-1836-5C	66 lbs	AD74-1836-5C	62 lbs	WR86-1836C	60 lbs	AD86-1836C	52 lbs	WR86-1836-5C	60 lbs	AD86-1836-5C	64 lbs
18" x 42"	WR74-1842C	60 lbs	AD74-1842C	54 lbs	WR74-1842-5C	71 lbs	AD74-1842-5C	67 lbs	WR86-1842C	64 lbs	AD86-1842C	56 lbs	WR86-1842-5C	75 lbs	AD86-1842-5C	69 lbs
18" x 48"	WR74-1848C	64 lbs	AD74-1848C	58 lbs	WR74-1848-5C	78 lbs	AD74-1848-5C	74 lbs	WR86-1848C	68 lbs	AD86-1848C	60 lbs	WR86-1848-5C	82 lbs	AD86-1848-5C	76 lbs
18" x 54"	WR74-1854C	76 lbs	AD74-1854C	70 lbs	WR74-1854-5C	91 lbs	AD74-1854-5C	87 lbs	WR86-1854C	80 lbs	AD86-1854C	72 lbs	WR86-1854-5C	95 lbs	AD86-1854-5C	89 lbs
18" x 60"	WR74-1860C	84 lbs	AD74-1860C	78 lbs	WR74-1860-5C	101 lbs	AD74-1860-5C	97 lbs	WR86-1860C	88 lbs	AD86-1860C	80 lbs	WR86-1860-5C	105 lbs	AD86-1860-5C	99 lbs
18" x 72"	WR74-1872C	96 lbs	AD74-1872C	90 lbs	WR74-1872-5C	116 lbs	AD74-1872-5C	112 lbs	WR86-1872C	100 lbs	AD86-1872C	92 lbs	WR86-1872-5C	120 lbs	AD86-1872-5C	114 lbs
21" x 24"	WR74-2124C	48 lbs	AD74-2124C	42 lbs	WR74-2124-5C	56 lbs	AD74-2124-5C	52 lbs	WR86-2124C	52 lbs	AD86-2124C	44 lbs	WR86-2124-5C	60 lbs	AD86-2124-5C	54 lbs
21" x 30"	WR74-2130C	52 lbs	AD74-2130C	46 lbs	WR74-2130-5C	61 lbs	AD74-2130-5C	57 lbs	WR86-2130C	56 lbs	AD86-2130C	48 lbs	WR86-2130-5C	65 lbs	AD86-2130-5C	59 lbs
21" x 36"	WR74-2136C	60 lbs	AD74-2136C	54 lbs	WR74-2136-5C	71 lbs	AD74-2136-5C	67 lbs	WR86-2136C	64 lbs	AD86-2136C	56 lbs	WR86-2136-5C	75 lbs	AD86-2136-5C	69 lbs
21" x 42"	WR74-2142C	64 lbs	AD74-2142C	58 lbs	WR74-2142-5C	76 lbs	AD74-2142-5C	72 lbs	WR86-2142C	68 lbs	AD86-2142C	60 lbs	WR86-2142-5C	80 lbs	AD86-2142-5C	74 lbs
21" x 48"	WR74-2148C	72 lbs	AD74-2148C	66 lbs	WR74-2148-5C	86 lbs	AD74-2148-5C	82 lbs	WR86-2148C	76 lbs	AD86-2148C	68 lbs	WR86-2148-5C	90 lbs	AD86-2148-5C	84 lbs
21" x 54"	WR74-2154C	80 lbs	AD74-2154C	74 lbs	WR74-2154-5C	96 lbs	AD74-2154-5C	92 lbs	WR86-2154C	84 lbs	AD86-2154C	76 lbs	WR86-2154-5C	100 lbs	AD86-2154-5C	94 lbs
21" x 60"	WR74-2160C	88 lbs	AD74-2160C	82 lbs	WR74-2160-5C	106 lbs	AD74-2160-5C	102 lbs	WR86-2160C	92 lbs	AD86-2160C	84 lbs	WR86-2160-5C	110 lbs	AD86-2160-5C	104 lbs
21" x 72"	WR74-2172C	112 lbs	AD74-2172C	106 lbs	WR74-2172-5C	136 lbs	AD74-2172-5C	132 lbs	WR86-2172C	116 lbs	AD86-2172C	108 lbs	WR86-2172-5C	140 lbs	AD86-2172-5C	134 lbs
24" x 24"	WR74-2424C	52 lbs	AD74-2424C	46 lbs	WR74-2424-5C	61 lbs	AD74-2424-5C	57 lbs	WR86-2424C	56 lbs	AD86-2424C	48 lbs	WR86-2424-5C	65 lbs	AD86-2424-5C	59 lbs
24" x 30"	WR74-2430C	60 lbs	AD74-2430C	54 lbs	WR74-2430-5C	71 lbs	AD74-2430-5C	67 lbs	WR86-2430C	64 lbs	AD86-2430C	56 lbs	WR86-2430-5C	75 lbs	AD86-2430-5C	69 lbs
24" x 36"	WR74-2436C	68 lbs	AD74-2436C	62 lbs	WR74-2436-5C	81 lbs	AD74-2436-5C	77 lbs	WR86-2436C	72 lbs	AD86-2436C	64 lbs	WR86-2436-5C	85 lbs	AD86-2436-5C	79 lbs
24" x 42"	WR74-2442C	76 lbs	AD74-2442C	70 lbs	WR74-2442-5C	91 lbs	AD74-2442-5C	87 lbs	WR86-2442C	80 lbs	AD86-2442C	72 lbs	WR86-2442-5C	95 lbs	AD86-2442-5C	89 lbs
24" x 48"	WR74-2448C	80 lbs	AD74-2448C	74 lbs	WR74-2448-5C	96 lbs	AD74-2448-5C	92 lbs	WR86-2448C	84 lbs	AD86-2448C	76 lbs	WR86-2448-5C	100 lbs	AD86-2448-5C	94 lbs
24" x 54"	WR74-2454C	88 lbs	AD74-2454C	82 lbs	WR74-2454-5C	106 lbs	AD74-2454-5C	102 lbs	WR86-2454C	92 lbs	AD86-2454C	84 lbs	WR86-2454-5C	110 lbs	AD86-2454-5C	104 lbs
24" x 60"	WR74-2460C	100 lbs	AD74-2460C	94 lbs	WR74-2460-5C	121 lbs	AD74-2460-5C	117 lbs	WR86-2460C	104 lbs	AD86-2460C	96 lbs	WR86-2460-5C	125 lbs	AD86-2460-5C	119 lbs
24" x 72"	WR74-2472C	120 lbs	AD74-2472C	114 lbs	WR74-2472-5C	146 lbs	AD74-2472-5C	142 lbs	WR86-2472C	124 lbs	AD86-2472C	116 lbs	WR86-2472-5C	150 lbs	AD86-2472-5C	144 lbs
30" x 36"	WR74-3036C	76 lbs	AD74-3036C	70 lbs	WR74-3036-5C	91 lbs	AD74-3036-5C	87 lbs	WR86-3036C	80 lbs	AD86-3036C	72 lbs	WR86-3036-5C	95 lbs	AD86-3036-5C	89 lbs
30" x 42"	WR74-3042C	88 lbs	AD74-3042C	82 lbs	WR74-3042-5C	106 lbs	AD74-3042-5C	102 lbs	WR86-3042C	92 lbs	AD86-3042C	84 lbs	WR86-3042-5C	110 lbs	AD86-3042-5C	104 lbs
30" x 48"	WR74-3048C	100 lbs	AD74-3048C	94 lbs	WR74-3048-5C	121 lbs	AD74-3048-5C	117 lbs	WR86-3048C	104 lbs	AD86-3048C	96 lbs	WR86-3048-5C	125 lbs	AD86-3048-5C	119 lbs
30" x 60"	WR74-3060C	124 lbs	AD74-3060C	118 lbs	WR74-3060-5C	151 lbs	AD74-3060-5C	147 lbs	WR86-3060C	128 lbs	AD86-3060C	120 lbs	WR86-3060-5C	155 lbs	AD86-3060-5C	149 lbs
30" x 72"	WR74-3072C	140 lbs	AD74-3072C	134 lbs	WR74-3072-5C	171 lbs	AD74-3072-5C	167 lbs	WR86-3072C	144 lbs	AD86-3072C	136 lbs	WR86-3072-5C	175 lbs	AD86-3072-5C	169 lbs
36" x 36"	WR74-3636C	88 lbs	AD74-3636C	82 lbs	WR74-3636-5C	106 lbs	AD74-3636-5C	102 lbs	WR86-3636C	92 lbs	AD86-3636C	84 lbs	WR86-3636-5C	110 lbs	AD86-3636-5C	104 lbs
36" x 48"	WR74-3648C	108 lbs	AD74-3648C	102 lbs	WR74-3648-5C	131 lbs	AD74-3648-5C	127 lbs	WR86-3648C	112 lbs	AD86-3648C	104 lbs	WR86-3648-5C	135 lbs	AD86-3648-5C	129 lbs
36" x 60"	WR74-3660C	132 lbs	AD74-3660C	126 lbs	WR74-3660-5C	161 lbs	AD74-3660-5C	157 lbs	WR86-3660C	136 lbs	AD86-3660C	128 lbs	WR86-3660-5C	165 lbs	AD86-3660-5C	159 lbs
36" x 72"	WR74-3672C	140 lbs	AD74-3672C	134 lbs	WR74-3672-5C	175 lbs	AD74-3672-5C	171 lbs	WR86-3672C	144 lbs	AD86-3672C	136 lbs	WR86-3672-5C	179 lbs	AD86-3672-5C	173 lbs

Shelving units include 4 posts and 4 or 5 shelves. Add-On units include 2 posts, 4 or 5 shelves and 8 or 10 S-Hooks.



TOLL-FREE **1-800-685-4665**  
www.quantumstorage.com

