




**10 SIZES AND 5 COLORS AVAILABLE**



Stackable Shelf Bins



QUANTUM<sup>®</sup>  
STORAGE SYSTEMS  
**exclusive**



Quantum's exclusive Stackable Shelf Bins are an industry first and are ideal for medium size and large or heavy item storage. These strong, durable polypropylene bins are available in 4 lengths and 3 widths. 12", 14" and 18" deep bins have a built in rear hanger which allows bin to hang from louvered panels and rails. Bins have a raised front opening when compared to any like product allowing you to truly maximize the complete bin's storage capacity. Optional cross dividers allow flexibility and keep parts organized. Waterproof bins resist rust and corrosion. Large molded in front label slots for ID labels. Autoclavable up to 250°F and resistant to extreme cold.


Available in: ● Blue ● Gray ● Ivory ● Black ● Orange

MODEL NO.	OUTSIDE DIMENSIONS L" x W" x H"	INSIDE DIMENSIONS L" x W" x H"	X"	CTN QTY	CTN WGT	DIVIDER	CTN QTY	CTN WGT	CLEAR LABEL HOLDER & INSERT
SSB423	12" x 8-1/4" x 7"	11-1/2" x 7-3/8" x 6-1/2"	7-1/2"	6	9 lbs	DSS403	6	1 lb	LTR-2400
SSB425	12" x 11" x 7"	11-1/2" x 10-1/8" x 6-1/2"	7-1/2"	6	11 lbs	DSS405	6	2 lbs	LTR-2400
SSB441	14" x 6" x 7"	13-1/2" x 5-3/8" x 6-1/2"	9-3/8"	6	8 lbs	DSS401	6	1 lb	LTR-2400
SSB443	14" x 8-1/4" x 7"	13-1/2" x 7-3/8" x 6-1/2"	9-3/8"	12	18 lbs	DSS403	6	1 lb	LTR-2400
SSB445	14" x 11" x 7"	13-1/2" x 10-1/8" x 6-1/2"	9-3/8"	6	12 lbs	DSS405	6	2 lbs	LTR-2400
SSB461	18" x 6" x 7"	17-1/2" x 5-3/8" x 6-1/2"	13-1/2"	6	11 lbs	DSS401	6	1 lb	LTR-2400
SSB463	18" x 8-1/4" x 7"	17-1/2" x 7-3/8" x 6-1/2"	13-3/8"	6	12 lbs	DSS403	6	1 lb	LTR-2400
SSB465	18" x 11" x 7"	17-1/2" x 10-1/8" x 6-1/2"	13-3/8"	6	15 lbs	DSS405	6	2 lbs	LTR-2400
SSB483*	20-1/2" x 8-1/4" x 7"	20" x 7-3/8" x 6-1/2"	15-7/8"	6	14 lbs	DSS403	6	1 lb	LTR-2400
SSB485*	20-1/2" x 11" x 7"	20" x 10-1/8" x 6-1/2"	15-7/8"	6	17 lbs	DSS405	6	2 lbs	LTR-2400

\*Do not have rear hanger



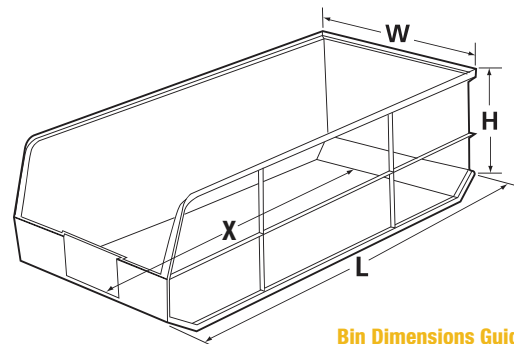
**STACKABLE SHELF BIN**  
Shown with optional Divider and DLT-6 Divider Label Tabs attach to existing dividers to improve the visibility of bin labels and scanning of barcodes. Package of 6. (Dividers and Label Tabs sold separately)



**LTR-2400**  
Clear Label Holder and Insert  
Package of 25.

**PERFORMANCE FEATURES:**

- Available in 10 sizes
- Standard colors: Blue, Gray, Ivory, Black and Orange (additional colors available on request, subject to upcharge and minimum runs)
- Bins are made from heavy-duty, virgin, high density FDA approved polypropylene
- Large label slot provide easy label insertion and parts identification
- Extra wide stacking ledge assures stability for high stacking
- Reinforced design adds strength and prevents spreading
- Will not rust or corrode, unaffected by weak acids and alkalis, and are waterproof
- Autoclavable up to 250°F



**Bin Dimensions Guide**  
L (length) W (width) H (height)  
X (inside length)



**2475-485**  
24"D x 36"W x 75"H  
8 shelves and 21 SSB485  
20-1/2"L x 11"W x 7"H bins



**Stackable Shelf Bin Steel Shelving Systems**  
- Complete Packages

Bins available in: ● Blue ● Gray ● Ivory ● Black ● Orange

(One color per unit)

MODEL NO.	OUTSIDE DIMENSIONS D" x W" x H"	NO. OF SHELVES	NO. OF BINS	BIN DIMENSIONS L" x W" x H"	SHIP WGT
<b>1275-423</b>	12" x 36" x 75"	8	28 SSB423	12" x 8-1/4" x 7"	129 lbs
<b>1275-425</b>	12" x 36" x 75"	8	21 SSB425	12" x 11" x 7"	126 lbs
<b>1275-441</b>	12" x 36" x 75"	8	35 SSB441	14" x 6" x 7"	134 lbs
<b>1275-443</b>	12" x 36" x 75"	8	28 SSB443	14" x 8-1/4" x 7"	129 lbs
<b>1275-445</b>	12" x 36" x 75"	8	21 SSB445	14" x 11" x 7"	129 lbs
<b>1875-461</b>	18" x 36" x 75"	8	35 SSB461	18" x 6" x 7"	173 lbs
<b>1875-463</b>	18" x 36" x 75"	8	28 SSB463	18" x 8-1/4" x 7"	165 lbs
<b>1875-465</b>	18" x 36" x 75"	8	21 SSB465	18" x 11" x 7"	165 lbs
<b>2475-483</b>	24" x 36" x 75"	8	28 SSB483	20-1/2" x 8-1/4" x 7"	197 lbs
<b>2475-483485</b>	24" x 36" x 75"	8	12 SSB483 12 SSB485	20-1/2" x 8-1/4" x 7" 20-1/2" x 11" x 7"	195 lbs
<b>2475-485</b>	24" x 36" x 75"	8	21 SSB485	20-1/2" x 11" x 7"	194 lbs

**400 lb.**  
LOAD CAPACITY  
PER SHELF

**COMPLETE PACKAGES**  
WITH BINS



**MOBILIZE YOUR WIRE SHELVING**

**DB - Donut Bumper**  
Non-marking donut bumper used to protect walls and help cushion impact.

**WR-00H (Mobile Kit)\***  
Set of four swivel thermoplastic resin 5" x 1-1/4" casters, two with brakes. 1,200 lb. load capacity.  
\*Mobile kits recommended only for shelves 18" and deeper.



**WR8-463**  
18"W x 36"L x 74"H  
8 shelves and 28 SSB463  
18"L x 8-1/4"W x 7"H bins

**Stackable Shelf Bin Wire Shelving Systems**  
- Complete Packages

Bins available in: ● Blue ● Gray ● Ivory ● Black ● Orange

(One color per unit)

MODEL NO.	OUTSIDE DIMENSIONS W" x L" x H"	NO. OF SHELVES	NO. OF BINS	BIN DIMENSIONS L" x W" x H"	SHIP WGT
<b>WR8-423</b>	12" x 36" x 74"	8	28 SSB423	12" x 8-1/4" x 7"	114 lbs
<b>WR8-425</b>	12" x 36" x 74"	8	21 SSB425	12" x 11" x 7"	107 lbs
<b>WR8-441</b>	14" x 36" x 74"	8	35 SSB441	14" x 6" x 7"	136 lbs
<b>WR8-443</b>	14" x 36" x 74"	8	28 SSB443	14" x 8-1/4" x 7"	129 lbs
<b>WR8-445</b>	14" x 36" x 74"	8	21 SSB445	14" x 11" x 7"	122 lbs
<b>WR8-461</b>	18" x 36" x 74"	8	35 SSB461	18" x 6" x 7"	190 lbs
<b>WR8-463</b>	18" x 36" x 74"	8	28 SSB463	18" x 8-1/4" x 7"	180 lbs
<b>WR8-465</b>	18" x 36" x 74"	8	21 SSB465	18" x 11" x 7"	184 lbs
<b>WR8-483</b>	21" x 36" x 74"	8	28 SSB483	20-1/2" x 8-1/4" x 7"	198 lbs
<b>WR8-483485</b>	21" x 36" x 74"	8	12 SSB483 12 SSB485	20-1/2" x 8-1/4" x 7" 20-1/2" x 11" x 7"	199 lbs
<b>WR8-485</b>	21" x 36" x 74"	8	21 SSB485	20-1/2" x 11" x 7"	198 lbs