



Hanging Louvered Panels




Quantum Ultra and Mesh Bins will hang on louvered panels in a wide range of configurations designed to meet all application needs. Panels are formed from heavy-duty 16 gauge cold rolled steel and have a Gray or Oyster White powder coat finish which ensures years of heavy-duty use. Louvered panels may be mounted on any suitable wall surface. Fasten securely to assure adequate load bearing. Mounting hardware is not included.

MODEL NO.	DIMENSIONS L" x H"	CTN QTY	CTN WGT
Gray Wall Mounted Louvered Panels			
QLP-1819	18" x 19" Gray Louvered Panel	1	6 lbs
QLP-1861	18" x 61" Gray Louvered Panel	1	21 lbs
QLP-2721	27-3/4" x 21" Gray Louvered Panel	1	11 lbs
QLP-3612	36" x 12" Gray Louvered Panel	1	8 lbs
QLP-3619	36" x 19" Gray Louvered Panel	1	13 lbs
QLP-3661	36" x 61" Gray Louvered Panel	1	40 lbs
QLP-4819	48" x 19" Gray Louvered Panel	1	18 lbs
QLP-4861	48" x 61" Gray Louvered Panel	1	60 lbs
Oyster White Wall Mounted Louvered Panels			
QLP-1819HC	18" x 19" Oyster White Louvered Panel	1	6 lbs
QLP-1861HC	18" x 61" Oyster White Louvered Panel	1	21 lbs
QLP-3619HC	36" x 19" Oyster White Louvered Panel	1	13 lbs
QLP-3661HC	36" x 61" Oyster White Louvered Panel	1	40 lbs
QLP-4861HC	48" x 61" Oyster White Louvered Panel	1	60 lbs



QLP-1819
18"L x 19"H

Accepts all sizes of Ultra and Mesh Bins.
175 lb. load capacity. (Bins sold separately)



QLP-3619
36"L x 19"H

Accepts all sizes of Ultra and Mesh Bins.
200 lb. load capacity. (Bins sold separately)



QLP-1861
18"L x 61"H

Accepts all sizes of Ultra and Mesh Bins.
500 lb. load capacity. (Bins sold separately)




QLP-3612
36"L x 12"H

Accepts all sizes of Ultra and Mesh Bins.
175 lb. load capacity. (Bins sold separately)



QLP-4861
48"L x 61"H

Accepts all sizes of Ultra and Mesh Bins.
1,000 lb. load capacity.



QLP-3661
36"L x 61"H


Accepts all sizes of Ultra and Mesh Bins.
1,000 lb. load capacity. (Bins sold separately)



QLP-4819
48"L x 19"H

Accepts all sizes of Ultra and Mesh Bins.
250 lb. load capacity. (Bins sold separately)

OFFERED IN GRAY OR OYSTER WHITE COLOR



QLP-2721
27-3/4" L x 21" H
Accepts all sizes of Ultra and Mesh Bins.
175 lb. load capacity. (Bins sold separately)



QBR-3619
36" L X 8" W x 19" H
Accepts all sizes of Ultra and Mesh Bins.
150 lb. load capacity. (Bins sold separately)




QBR-3612
36" L X 8" W x 12" H
Accepts all sizes of Ultra and Mesh Bins.
125 lb. load capacity. (Bins sold separately)



QBR-1819
18" L X 8" W x 19" H
Accepts all sizes of Ultra and Mesh Bins.
140 lb. load capacity. (Bins sold separately)

Accessories



WS-SR9C
9" Single Rod
15 lb. load capacity



WS-DR10C
10" Double Rod
15 lb. load capacity




WS-VTH
Vertical Tape/Reel Holder
25 lb. load capacity



WS-HDS6
Heavy-Duty 6" Spike
65 lb. load capacity



WS-HDS12
Heavy-Duty 12" Spike
50 lb. load capacity



SLP-1236 (12" D x 36" W) and SLP-1836 (18" D x 36" W)
Flat Shelf with 2 Brackets. Available in 12" or 18" Depth.
75 lb. load capacity



SLP-A1236 (12" D x 36" W) and SLP-A1836 (18" D x 36" W)
Slanted Shelf with 2 Slanted Brackets. Available in 12" or 18" Depth.
75 lb. load capacity



WS-HTH
Horizontal Tape/Reel Holder
25 lb. load capacity

CUSTOMIZE YOUR OWN UNIT

1. Select the hanging unit of your choice.
2. Turn to pg. 5 and pg. 6 to choose the bin that best fits your need.
3. Go to the chart at the bottom of this page and determine how many bins fit on the unit you selected.
4. Place your order for both unit and bins.

Bench Racks

MODEL NO.	DIMENSIONS L" x W" x H"	CTN QTY	CTN WGT
QBR-1819	18" x 8" x 19" Bench Rack	1	11 lbs
QBR-2721	27-3/4" x 8" x 21" Bench Rack	1	16 lbs
QBR-3612	36" x 8" x 12" Bench Rack	1	14 lbs
QBR-3619	36" x 8" x 19" Bench Rack	1	19 lbs

MODEL NO.	QUANTITY OF MESH BINS TO FIT LOUVERED PANELS											QUANTITY OF ULTRA BINS TO FIT LOUVERED PANELS																							
	QMB 510	QMB 520	QMB 524	QMB 530	QMB 534	QMB 535	QMB 539	QMB 540	QMB 550	QMB 560	QMB 565	QMB 570	QUS 200	QUS 210	QUS 220	QUS 221	QUS 224	QUS 230	QUS 232	QUS 234	QUS 235	QUS 236	QUS 238	QUS 239	QUS 240	QUS 241	QUS 242	QUS 245	QUS 248	QUS 250	QUS 255	QUS 260	QUS 265	QUS 270	
QLP-1819	16	16	12	9	9	3	4	4	2	1	4	1	16	16	16	9	12	9	6	9	3	6	9	4	4	4	4	4	3	4	2	1	1	4	1
QLP-1861	60	60	30	30	30	15	14	14	7	5	12	5	60	60	60	30	30	30	15	30	15	15	15	14	14	14	10	4	7	7	5	12	5		
QLP-2721	30	30	12	12	12	6	6	6	2	4	6	1	30	30	30	12	12	12	10	12	6	10	12	6	6	6	6	3	14	2	4	4	6	1	
QLP-3612	18	18	12	12	12	6	4	4	2	3	8	2	18	18	18	12	12	12	9	12	6	9	12	4	4	4	4	4	6	2	6	3	8	2	
QLP-3619	40	40	24	18	18	9	8	8	4	3	8	2	40	40	40	18	24	18	12	18	9	12	18	8	8	8	8	6	4	4	6	3	8	2	
QLP-3661	120	120	80	60	60	30	28	28	14	15	24	10	120	120	120	60	80	60	45	60	30	45	60	28	28	28	28	20	8	14	21	15	24	10	
QLP-4819	55	55	24	24	24	12	10	10	4	8	10	2	55	55	55	24	24	24	16	24	12	16	24	10	10	10	10	6	28	4	8	8	10	2	
QLP-4861	165	165	80	80	80	40	35	35	14	20	30	10	165	165	165	80	80	80	60	80	40	60	80	35	35	35	35	20	10	14	28	20	30	10	
QBR-1819	16	16	12	9	9	3	4	4	2	1	4	1	16	16	16	9	12	9	6	9	3	6	9	4	4	4	4	3	35	2	1	1	4	1	
QBR-2721	30	30	12	12	12	6	6	6	2	4	6	1	30	30	30	12	12	12	10	12	6	10	12	6	6	6	6	3	6	2	4	4	6	1	
QBR-3612	18	18	12	12	12	6	4	4	2	3	8	2	18	18	18	12	12	12	9	12	6	9	12	4	4	4	4	4	4	2	6	3	8	2	
QBR-3619	32	32	32	18	18	9	8	8	4	3	8	2	32	32	32	18	32	18	12	18	9	12	18	8	8	8	8	6	8	4	6	3	8	2	

See pgs. 5 & 6 for bin dimensions