

Clear Tip Out Bins



THE ORIGINAL & INDUSTRY STANDARD

Space saving bin units keep small and medium sized parts organized, sorted and easy to find. These clear, break resistant injection molded plastic containers tip open smoothly to a 45° angle and are completely removable for easy access and refilling. Molded handle with slots for labels provided. Bins are easily cleaned with soap and water. Polystyrene cabinet can be stacked or wall mounted. Exterior available in 3 colors. Cups are clear. Optional dividers, locking rod and louvered panel bracket also available.

Available in: Ivory Gray White

MODEL NO.	OUTSIDE DIMENSIONS L" x W" x H"	BIN DIMENSIONS L" x W" x H"	CTN QTY	CTN WGT
QTB301	11-3/4" x 11-13/16" x 13-7/8"	8-7/8" x 11-1/16" x 13-5/8"	1	7 lbs
QTB302	11-3/4" x 23-5/8" x 13-7/8"	8-7/8" x 11-1/16" x 13-5/8"	1	14 lbs
QTB303	7-3/4" x 23-5/8" x 9-1/2"	5-7/8" x 7-3/8" x 8-5/8"	1	9 lbs
QTB304	6-5/8" x 23-5/8" x 8-1/8"	5" x 5-5/8" x 7-1/2"	1	7 lbs
QTB305	5-1/4" x 23-5/8" x 6-1/2"	3-3/4" x 4-1/4" x 5-3/4"	1	5 lbs
QTB306	3-5/8" x 23-5/8" x 4-1/2"	2-5/8" x 3-1/2" x 3-3/4"	1	2 lbs
QTB309	2-1/2" x 23-5/8" x 3-1/8"	1-3/4" x 2-3/16" x 2-1/2"	1	2 lbs
DIV303	3 Dividers for QTB303		3	2 lbs
DIV304	4 Dividers for QTB304		4	1 lb
QLR500	Locking Rod for 23-5/8"W Tip Out Bins		1	1 lb
QTB-LP-BKT	Louvered Panel Bracket pair for Tip Out Bins <i>(Sold as a pair)</i>		2	1 lb

TIP OUT BIN CLEAR COMPARTMENTS KEEP SMALL ITEMS SORTED AND EASY TO FIND



QTB-LP-BKT

Louvered Panel Bracket
Hang 23-5/8"W bin on louvered panel using bracket. Available in Beige or Gray. Panels available on **pg. 8**.



QLR500

Locking Rod
Keeps bins from tilting open.
Can be used with 23-5/8"W bins.



DIV303 and DIV304
QTB303 and QTB304 cup
can use optional divider,
as shown above.



OTB309



OTB306



OTB305



OTB304



OTB303



QTB302



QTB301



CLEAR TIP OUT BIN SYSTEMS CAN BE USED IN ANY APPLICATION



INDUSTRIAL, MECHANICAL AND PLUMBING SUPPLIES

Very handy for the garage, tool shed, service vehicle, factory, hardware and home center facilities.



MEDICAL

Very efficient when it comes to organizing and keeping an effective inventory in hospitals, pharmacies, labs or clinics.



PLAYROOM

The smartest organizer after a hard day's play. It will help keep your child's room in order.



QT410

QT410 is a one bin design, 12" wide
Each **QT410** comes with **3 DIV400** clear dividers*



QT411

QT411 is a two bin design, each bin 12" wide
Each **QT411** comes with **6 DIV400** clear dividers*



QT412

QT412 is a one bin design, 23-5/8" wide
Each **QT412** comes with **5 DIV400** clear dividers*
*Note: Dividers shown in white color for clarity.



BINS INTERLOCK

VERTICALLY

AND

HORIZONTALLY



QT409



QT406



QT405

Dividable Tip Out Bins



These bins feature removable and adjustable dividers so that the clear bin can be partitioned into smaller compartments. Ideal for larger or longer items, these clear Tip Out Bins are molded from the same strong and flexible material as our standard bins. The flexibility of bins allow the user to determine the size and volume of each storage compartment. Exterior available in 3 colors. Cups are clear.

Available in: ● Ivory ● Gray ○ White

MODEL NO.	OUTSIDE DIMENSIONS L" x W" x H"	CTN QTY	CTN WGT
QT410	5-1/4" x 11-7/8" x 5-15/16"	1	3 lbs
QT411	5-1/4" x 23-5/8" x 5-15/16"	1	4 lbs
QT412	5-1/4" x 23-5/8" x 5-15/16"	1	4 lbs
DIV400	Divider For Dividable Tip Out Bins	4	1 lbs

PERFORMANCE FEATURES:

- Dividable Tip Out Bins are available in 3 sizes (2 with the same width)
- Bins can be stacked as modular units or used individually
- Exterior housing is injection molded from high impact Polystyrene
- Clear bin cups are injection molded from a custom blend of Phillips K Resin and Crystal Styrene for clarity and durability
- Compartments tip open smoothly to a 45° angle and provide comfortable and complete access to stored items
- The flexibility of the system allows you to customize your own system to meet your specific needs



TBC-32WT

Tip Out Bin Cart

19-1/2"L x 25"W x 41"H

Comes complete with one 5-bin, two 4-bin units and one 3-bin unit on each side.
Comes fully assembled, ready to use.
Available in White.

Individual Tip Out Bins



These unique bins have the ability to interlock horizontally or vertically. Available in three popular sizes, these bins allow you to create your own customized Tip Out Bin storage system perfect for color coding.

QT405 & QT406 available in: ● Ivory ● Gray ○ White
QT409 available in: ● Blue ● Red ● Yellow ○ White

MODEL NO.	OUTSIDE DIMENSIONS L" x W" x H"	CTN QTY	CTN WGT
QT405	5-1/4" x 4-3/4" x 6-1/4"	5	6 lbs
QT406	3-5/8" x 4-1/16" x 4-1/4"	6	4 lbs
QT409	2-3/8" x 2-13/16" x 3"	9	3 lbs

Clear Tip Out Bin Floor Stands - Single, Double and Mobile Clearly your best storage solution

Nine pre-configured systems available as pictured allowing you to purchase your Tip Out system exactly as shown here. The flexibility of the system also allows you to customize and create your own configurations (see chart for all possibilities). All steel systems are formed from heavy-duty 14 gauge steel and have a powder coat finish ensuring years of use. Three different heights to choose from: 24", 48" or 70". Systems are single sided, double sided or double sided mobile. Tip Out Bins are available in 3 exterior colors. See **pg. 86** for bin dimensions.

SINGLE SIDED 300 lb. LOAD CAPACITY

QFS124-31
1 QTB304
3 QTB306
1 QTB309



QFS148-38
1 QTB302
1 QTB303
1 QTB304
1 QTB305
1 QTB306
2 QTB309



QFS170-36
4 QTB303
2 QTB304
2 QTB305
1 QTB306



COMPLETE PACKAGES WITH BINS

DOUBLE SIDED 600 lb. LOAD CAPACITY

QFS224-24
2 QTB303
2 QTB304
2 QTB305



QFS248-76
2 QTB302
2 QTB303
2 QTB304
2 QTB305
2 QTB306
4 QTB309



QFS270-72
8 QTB303
4 QTB304
4 QTB305
2 QTB306





CREATE YOUR OWN CUSTOM CONFIGURATION



wall frames



single sided



double sided

double sided
mobile

QFS224-24
+ QFS400
2 QTB303
2 QTB304
2 QTB305



QFS270-72
+ QFS400
8 QTB303
4 QTB304
4 QTB305
2 QTB306

TIP OUT
TIP OUT
TIP OUT
BIN



Mobile Clear Tip Out Bin Floor Stands

COMPLETE PACKAGES WITH BINS



QFS248-76
+ QFS400
2 QTB302
2 QTB303
2 QTB304
2 QTB305
2 QTB306
4 QTB309

MOBILE
500 lb.
LOAD CAPACITY


Available in: ● Ivory ● Gray ○ White

Available in: <div><div></div> Ivory <div></div> Gray <div></div> White</div>				QTY. OF BINS TO FIT SYSTEM					
MODEL NO.	DESCRIPTION	DIMENSIONS D" x W" x H"	CTN WGT	QTB 302	QTB 303	QTB 304	QTB 305	QTB 306	QTB 309
Floor Stands - Single Sided (Disks and Screws Required)									
QFS124	24"H Single Sided (Workstation)	8" x 23-5/8" x 28"	11 lbs	1	2	3	3	5	8
QFS148	48"H Single Sided	8" x 23-5/8" x 52"	19 lbs	3	5	6	7	11	16
QFS170	70"H Single Sided	8" x 23-5/8" x 75"	20 lbs	5	7	8	10	15	23
Floor Stands - Double Sided (Disks and Screws Required)									
QFS224	24"H Double Sided (Workstation)	16" x 23-5/8" x 28"	21 lbs	2	4	6	6	10	16
QFS248	48"H Double Sided	16" x 23-5/8" x 52"	36 lbs	6	10	12	14	22	32
QFS270	70"H Double Sided	16" x 23-5/8" x 75"	42 lbs	10	14	16	20	30	46
Mobile Kit (Includes four casters and one handle)									
QFS400	Mobile Kit for Double Sided Systems		9 lbs	-	-	-	-	-	-
Disks and Screws									
QDS300	2 Disks and 2 Screws (1 set)		1 lb	-	-	-	-	-	-

Tip Out Bins sold separately. 1 set of disks and screws are required per Tip Out Bin system.

Clear Tip Out Bin Rails

Provide an easy and efficient way to build a high density expandable storage system. U-channel shaped rails allow Tip Out Bins to slide easily to any height. Each Tip Out Bin needs 2 disks and 2 screws (**QDS300**) in order to affix to all rails and frames. (Bins are sold separately)



QTR24 QTR48 QTR70

NO. OF BINS TO FIT EACH FRAME

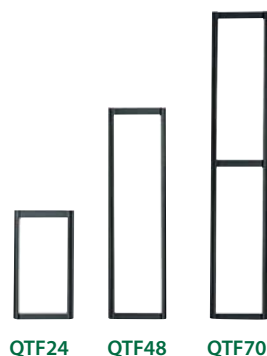
MODEL NO.	DESCRIPTION	CTN QTY	CTN WGT	QTB 302	QTB 303	QTB 304	QTB 305	QTB 306	QTB 309
QTR24	Two 24"H Rails	1 Set	2 lbs	1	2	3	3	5	8
QTR48	Two 48"H Rails	1 Set	4 lbs	3	5	6	7	10	16
QTR70	Two 70"H Rails	1 Set	5 lbs	5	7	8	10	15	23



Utilize rails when base of the first bin will sit on the floor

Clear Tip Out Bin Frames

Frames are manufactured with preset parallel distance allowing Tip Out Bins to be stacked and removed easily and efficiently. All frames have a ledge at the bottom allowing Tip Out Bins to be secured above ground level. Each Tip Out Bin needs 2 disks and 2 screws (**QDS300**) in order to affix to all rails and frames. (Bins are sold separately)



QTF24 QTF48 QTF70

NO. OF BINS TO FIT EACH FRAME

MODEL NO.	DESCRIPTION	CTN QTY	CTN WGT	QTB 302	QTB 303	QTB 304	QTB 305	QTB 306	QTB 309
QTF24	24"H Frame	1	3 lbs	1	2	3	3	5	8
QTF48	48"H Frame	1	5 lbs	3	5	6	7	10	16
QTF70	70"H Frame	1	7 lbs	5	7	8	10	15	23



Utilize frame when bins will be mounted above floor level



QLR500
Locking Rod

Keeps bins from tilting open

QTF320-42
Complete Unit



QTF320
Portable Frame
(Bins Sold Separately)

MODEL NO.	DESCRIPTION	CTN QTY	CTN WGT
QTF320	24"W x 15"H Portable Frame Only	1	3 lbs
QDS300*	2 Disks and 2 Screws	1 Set	1 lb
QLR500	Locking Rod	1	1 lb
QTF320-42	Complete Frame System with Bins	1	20 lbs

*In order to attach a Tip Out Bin system to a rail, frame or floor stand, 1 set of disks and screws are required per Tip Out Bin system.

HOW TIP OUT BINS AFFIX TO RAILS AND FRAMES



- 1 Having removed transparent compartments, insert screw corresponding to screw holes in Tip Out Bin housing.



- 2 Insert screws and screw into disk on back of Tip Out Bin housing.



- 3 Insert disk into frame rails.



- 4 Once in place, tighten screws to affix Tip Out Bin to frame rails.



Available in: ● Ivory ● Gray ○ White

MODEL NO.	NO. OF BINS	NO. OF BIN CUPS
QS-304-28	28 QTB304	112
QS-305-36	36 QTB305	180
QS-306-56	56 QTB306	336
QS-309-80	80 QTB309	720
QS-305306-52	9 QTB305, 43 QTB306	303
QS-569-56	8 QTB305, 36 QTB306, 12 QTB309	364
QS-BIG-101	3 QTB302, 8 QTB303, 14 QTB304, 3 QTB305	101
QS-000	Free Standing Slider Only - NO BINS	-

*All necessary hardware included with all systems

TIP OUT
BIN



QS-305306-52
18"D x 48"W x 77"H




QS-569-56
18"D x 48"W x 77"H

Free Standing Slider Systems Complete Packages


This system features four individual panels filled with tip out bins. Two are fixed to the back side of the system and two slide easily from left to right allowing free access to all four panels. Manufactured of tough 14 gauge steel with a baked enamel finish, the overall unit measures 18"D x 48"W x 77"H. (96" widths and 26" depths are available via special order). Bins are available in 3 exterior colors.



QS-BIG-101
26"D x 51-1/4"W x 77"H



G-725
19"D x 48"W x 75"H



G-725306-56
19"D x 48"W x 75"H

Gondola Slider Systems Complete Packages

The Gondola system provides the same versatility for orderly and efficient storage solutions in merchandising, inventory control and storing of small to medium sized parts. Slider system affixes to most standard gondolas.

Units available for purchase in the following three ways:

- Slider Frame Only (designed for fast installation on your existing 72"H Gondola). **QS-725**
- Slider Frame with Gondola (no Tip Out Bins) Overall Dimensions 19"D x 48"W x 75"H. **G-725**
- Slider Frame filled with Tip Out Bins with Gondola (five available combinations, see chart below).

Bins are available in Ivory, Gray and White.

Available in: ● Ivory ● Gray ○ White

MODEL NO.	NO. OF BINS	NO. OF BIN CUPS
QS-725	Slider Frame Only	-
G-725	Slider Frame With Gondola	-
G-725304-28	28 QTB304	112
G-725305-36	36 QTB305	180
G-725306-56	56 QTB306	336
G-725309-80	80 QTB309	720
G-725569-56	8 QTB305, 36 QTB306, 12 QTB309	364

*All necessary hardware included with all systems