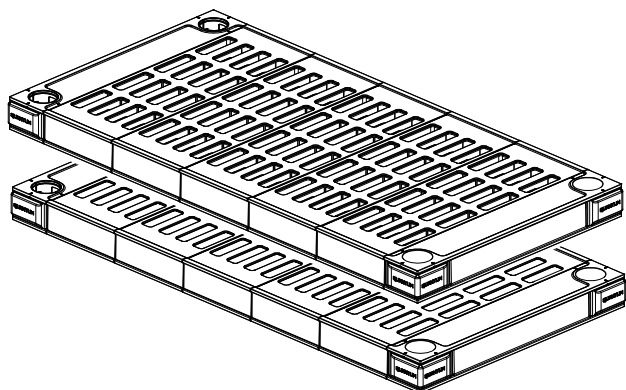


### CONTENTS

Shelf with vented or solid plates

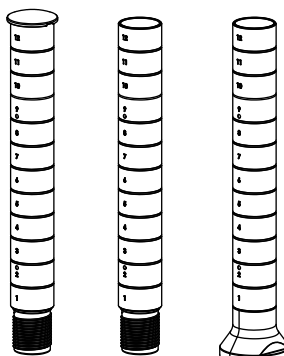
4 pcs



Post

Includes Upper, Center and Lower Pieces\*\*

4 pcs



Post Cap

4 pcs



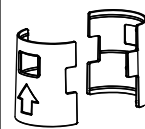
Floor Post Adapter

4 pcs



Split Sleeves

16 pairs\*\*



Gusset 16 pcs

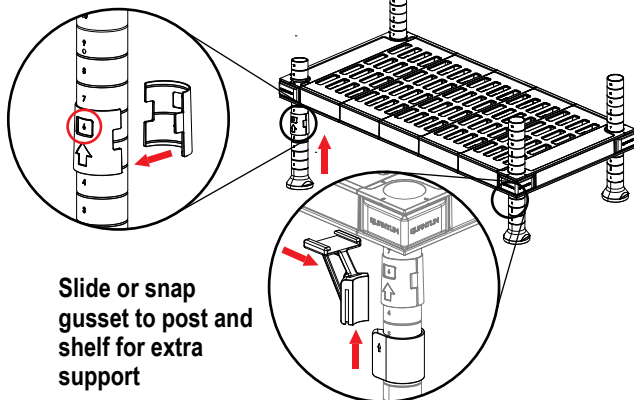


\*Plates will vary in size, quantity and shape based on specific unit ordered

\*\*Quantity will vary based on specific units high and amount of shelves

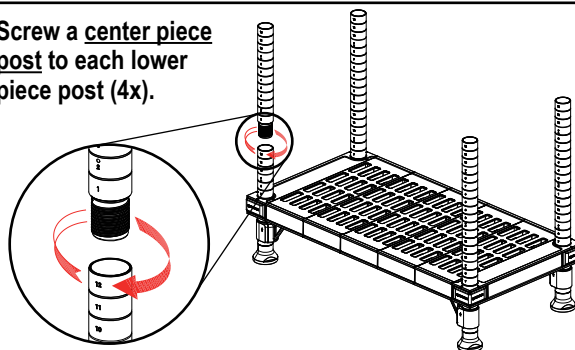
### ASSEMBLY INSTRUCTIONS

- 1 Install the split sleeve onto selected groove using enhanced window capability. Slide the post through the shelf until it is secured over the split sleeves.

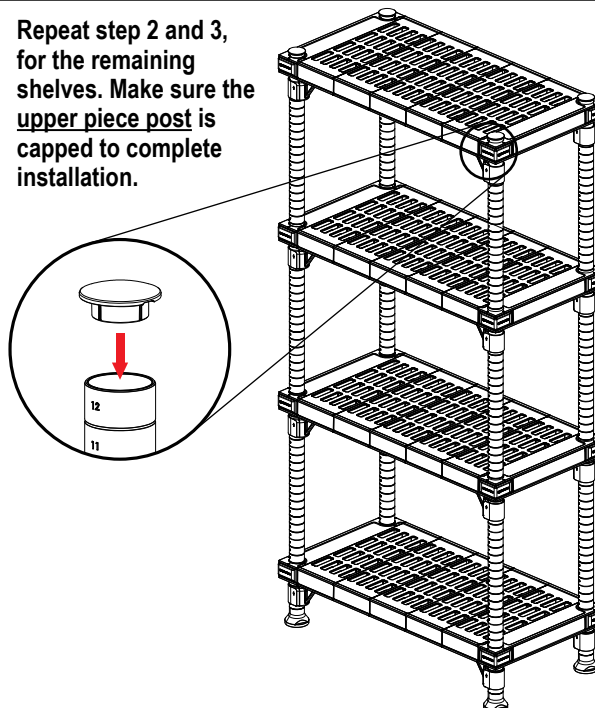


Slide or snap gusset to post and shelf for extra support

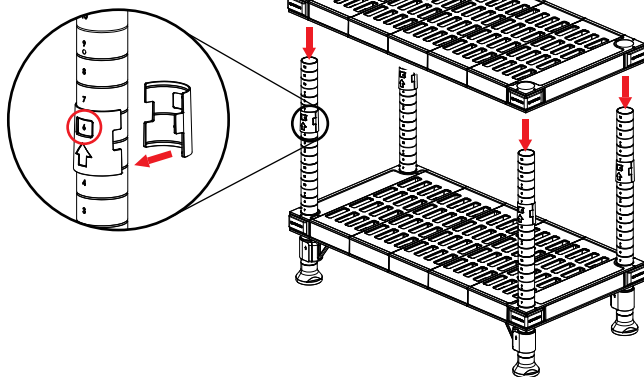
- 2 Screw a center piece post to each lower piece post (4x).



- 4 Repeat step 2 and 3, for the remaining shelves. Make sure the upper piece post is capped to complete installation.



- 3 Repeat step 1, install a new pair of split sleeves onto selected groove using enhanced window capability. Slide the post through the shelf until it is secured over the split sleeves, followed by new gussets.



IF ANY QUESTIONS ON ASSEMBLY, PLEASE CONTACT US AT:

**QUANTUM STORAGE SYSTEMS**  
TOLL-FREE: (800) 685-4665  
E-MAIL: [SALES@QUANTUMSTORAGE.COM](mailto:SALES@QUANTUMSTORAGE.COM)  
WEBSITE: [WWW.QUANTUMSTORAGE.COM](http://WWW.QUANTUMSTORAGE.COM)

**QUANTUM MEDICAL**  
TOLL-FREE: (877) 742-2467  
E-MAIL: [SALES@QUANTUMMEDICAL.COM](mailto:SALES@QUANTUMMEDICAL.COM)  
WEBSITE: [WWW.QUANTUMMEDICAL.COM](http://WWW.QUANTUMMEDICAL.COM)

**QUANTUM FOOD SERVICE**  
TOLL-FREE: (888) 993-3370  
E-MAIL: [SALES@QUANTUMFOODSERVICE.COM](mailto:SALES@QUANTUMFOODSERVICE.COM)  
WEBSITE: [WWW.QUANTUMFOODSERVICE.COM](http://WWW.QUANTUMFOODSERVICE.COM)